



UNIVERSAL BOX SYSTEM

Universal Box System is created for distributing easily signal and power through any installation. It was designed to satisfy theatre requirements in order to increase the uses which can be carried out in it. This system makes your installation flexible and adaptable to any need.



Fresnel s.a.

UNIVERSAL BOX SYSTEM

This system enables you to distribute audio signal, lighting control and all the power circuits that are necessary in your installation, from the upper flyloft to the stage, including bridges between galleries, control rooms, etc.

Strong and Strong Stage propose the following catalogue division for the products of Universal Box System:

- **Universals:** Selecting separately the box, the front panel and the connectors, you can get the box which best fits your requirements.
- **Finished:** It is composed of assembled boxes or assembled front panels which are commonly used in stage facilities, They could be considered as standard.
- **Customized:** If there are not boxes which adapt to your requirements, please, read carefully and fill in the gaps of the "Customizing Formulary" at the end of this catalogue. Then, send it to our I+D Department and our experts will advise you to find the best solution for your installation.

CONSTRUCTIVE CHARACTERISTICS

Material:

Both boxes and front panels are made from iron plate and finished with black epoxy paint.

Cable inputs:

All of them include some 20-mm dies to access to inside the box from all many sides of the box. The biggest boxes has rectangular openings (compatible with harting connectors) to insert more cables.

Assembly:

Front panels are held on the box with rack screws, consequently, mixing different kind of front panels in the same box is possible. Each front panel has different types of mechanized holes to fit different kind of connectors, the type D mechanized is the most common one (XLR, Powercon, RJ45). Moreover, each connector incorporates a removable metallic label to identify the line.

UNIVERSAL BOX SYSTEM

DIMENSIONS

Dimensions are multiple of rack-19" standards. As a consequence, this family is the most flexible system to build a huge number of different customized boxes. **Heights** are multiple of 44mm (1 unit=44mm). There are 3 different **widths**. Finally, there are two **depths** available.

Height:

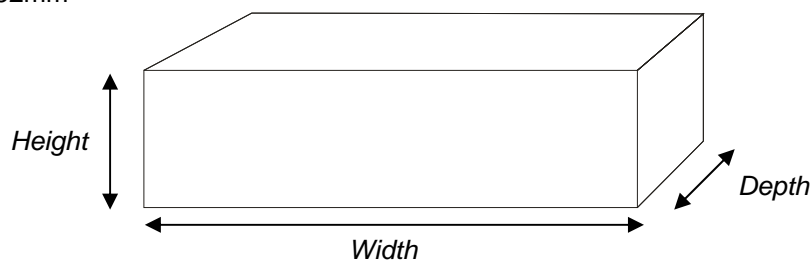
1 unit	44mm
2 units	88mm
3 units	132mm
4 units	176mm
6 units	264mm
8 units	352mm

Width:

1/4 rack	120mm
1/2 rack	240mm
rack	482mm

Depth:

F1	70mm
F2	160mm



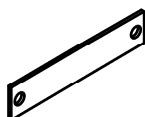
LABELS

Con la finalidad de reconocer rápida y fácilmente la función de cada uno de los conectores de su caja, pueden utilizarse las etiquetas que aparecen a continuación:


30x10mm



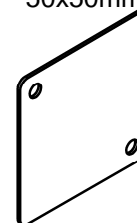
48x10mm



66x10mm



50x50mm



MECHANIZED TYPES

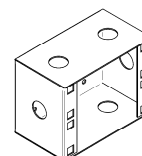
When boxes have no connectors but they are mechanized, you must know that there are these different options which depend on the connector size: MEC-D24 (Ø24mm), MEC-C16 (Ø55mm), MEC-H16 (95x40mm), MEC-K45 (Ø45mm) or MEC-M22 (Ø22,5mm).

UNIVERSALS

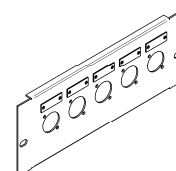
Universal is the category in which you will find box (without front panel), mechanized front panels and some mechanized full boxes (box+front panel).

The following descriptions are to guide you in your box selection. There are four categories. Please, select all the necessary products described below to build a full box:

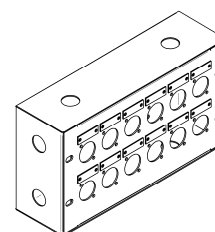
- **Universal boxes** (pages 4-5), where you will find some of the different covers available for your box (see *Dimensions* for more information).



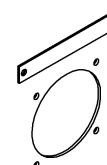
- **Universal front panels** (pages 6-9) is made up by front panels that can be fitted in a box.



- **Mechanized boxes without connectors** (page 10) consists of some common assembled boxes which have no connectors. You can also get an idea about the total number of connectors that can be mechanized in boxes of different dimensions.



- **Connectors** (page 11). In this point, there are described the most common connectors and sockets installed in the boxes made by Strong and Strong Stage. If you do not find the one that you need, ask to our experts.



UNIVERSALS

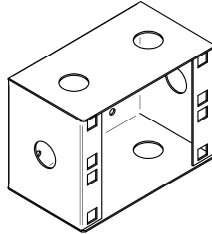
UNIVERSAL BOXES—1/4-rack and 1/2-rack

Universal box CJ-120-2-F1

Ref.: 39090001

Dimensions: 120x88x70mm

2-unit 1/4-rack 1-depth box.

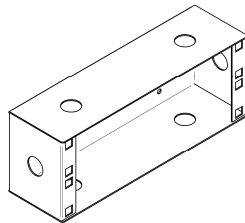


Universal box CJ-240-2-F1

Ref.: 39090002

Dimensions: 240x88x70mm

2-unit 1/2-rack 1-depth box.

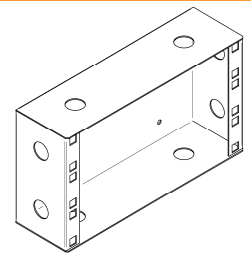


Universal box CJ-240-3-F1

Ref.: 39090003

Dimensions: 240x132x70mm

3-unit 1/2-rack 1-depth box.

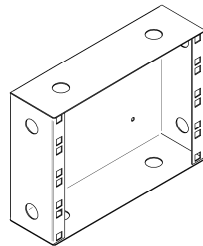


Universal box CJ-240-4-F1

Ref.: 39090004

Dimensions: 240x176x70mm

4-unit 1/2-rack 1-depth box.

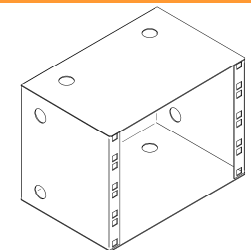


Universal box CJ-120-4-F2

Ref.: 39090005

Dimensions:
120x176x160mm

4-unit 1/4-rack 2-depth box.

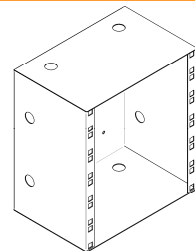


Universal box CJ-240-6-F2

Ref.: 39090006

Dimensions:
240x264x160mm

6-unit 1/2-rack 2-depth box.

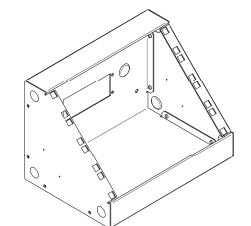


Universal box CJ-240-4-CHF

Ref.: 39090014

Dimensions:
240x176x160mm

4-unit 1/2-rack 2-depth half-box.

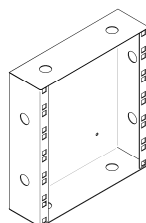


Universal box CJ-240-6-F1

Ref.: 39090016

Dimensions: 240x264x70mm

6-unit 1/2-rack 1-depth box.

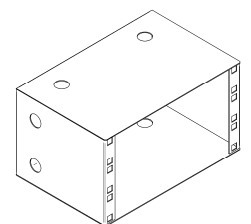


Universal box CJ-240-4-F2

Ref.: 39090017

Dimensions:
240x176x160mm

4-unit 1/2-rack 2-depth box.



UNIVERSALS

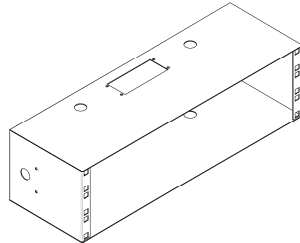
UNIVERSAL BOXES—rack

Universal box CJ-482-3-F2

Ref.: 39090007

Dimensions:
482x132x160mm

3-unit 1-rack 2-depth box.

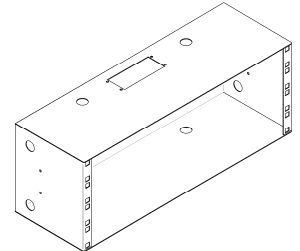


Universal box CJ-482-4-F2

Ref.: 39090008

Dimensions:
482x176x160mm

4-unit 1-rack 2-depth box.

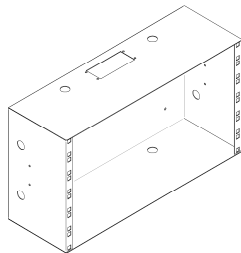


Universal box CJ-482-6-F2

Ref.: 39090009

Dimensions:
482x264x160mm

6-unit 1-rack 2-depth box.

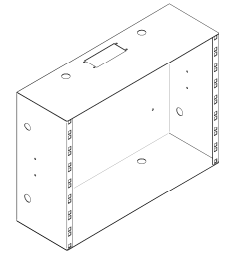


Universal box CJ-482-8-F2

Ref.: 39090010

Dimensions:
482x352x160mm

8-unit 1-rack 2-depth box.

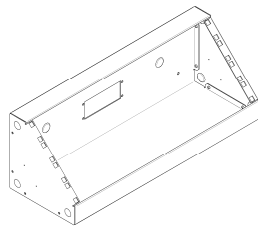


Universal box CJ-482-4-CHF

Ref.: 39090015

Dimensions:
482x176x160mm

4-unit 1-rack 2-depth half-box.

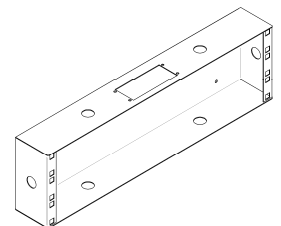


Universal box CJ-482-3-F1

Ref.: 39090027

Dimensions: 482x132x70mm

3-unit 1-rack 1-depth box.

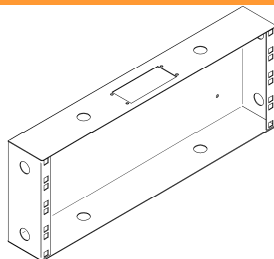


Universal box CJ-482-4-F1

Ref.: 39090024

Dimensions: 482x176x70mm

4-unit 1-rack 1-depth box.

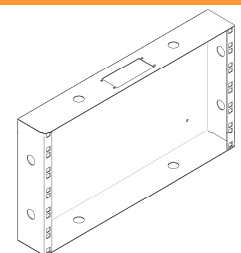


Universal box CJ-482-6-F1

Ref.: 39090026

Dimensions: 482x264x70mm

6-unit 1-rack 1-depth box.

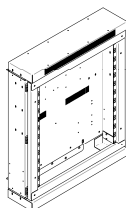


Caja mural CM-482-12

Ref.: 39090112

Dimensions: 482x528mm

12-unit 1-rack wall box.

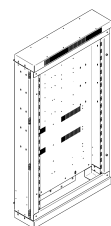


Caja mural CM-482-20

Ref.: 39090120

Dimensions: 482x880mm

20-unit 1-rack wall box.



UNIVERSALS

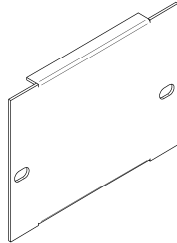
UNIVERSAL FRONT PANELS—blank

Blank front panel FC-120-2u

Ref.: 27000129

Dimensions: 120x88mm

2-unit 1/4-rack blank front panel.

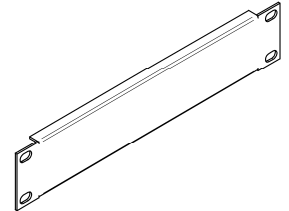


Blank front panel FC-240-1u

Ref.: 27000132

Dimensions: 240x44mm

1-unit 1/2-rack blank front panel.

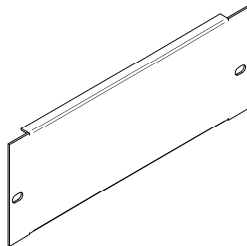


Blank front panel FC-240-2u

Ref.: 27000130

Dimensions: 240x88mm

2-unit 1/2-rack blank front panel.

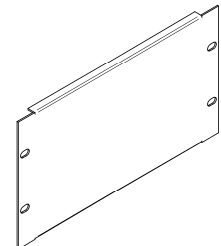


Blank front panel FC-240-3u

Ref.: 27000141

Dimensions: 240x132mm

3-unit 1/2-rack blank front panel.

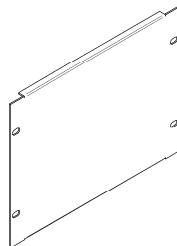


Blank front panel FC-240-4u

Ref.: 27000142

Dimensions: 240x176mm

4-unit 1/2-rack blank front panel.

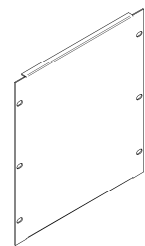


Blank front panel FC-240-6u

Ref.: 27000143

Dimensions: 240x264mm

6-unit 1/2-rack blank front panel.

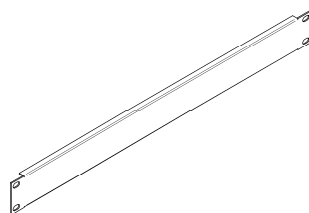


Blank front panel FC-482-1u

Ref.: 27000133

Dimensions: 482x44mm

1-unit 1-rack blank front panel.

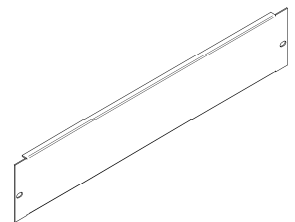


Blank front panel FC-482-2u

Ref.: 27000125

Dimensions: 482x88mm

2-unit 1-rack blank front panel.

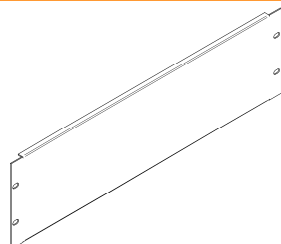


Blank front panel FC-482-3u

Ref.: 27000126

Dimensions: 482x132mm

3-unit 1-rack blank front panel.

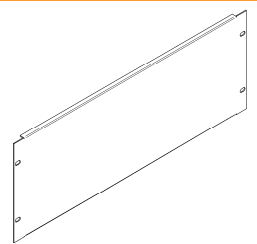


Blank front panel FC-482-4u

Ref.: 27000212

Dimensions: 482x176mm

4-unit 1-rack blank front panel.



UNIVERSALS

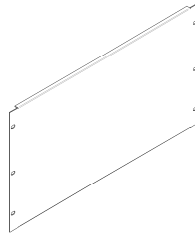
UNIVERSAL FRONT PANELS—blank, other utilities and patch

Blank front panel FC-482-6u

Ref.: 27000229

Dimensions: 482x264mm

6-unit 1-rack blank front panel.

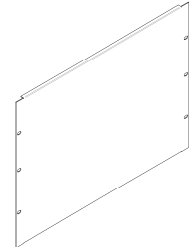


Blank front panel FC-482-8u

Ref.: 27000144

Dimensions: 240x176mm

8-unit 1-rack blank front panel.

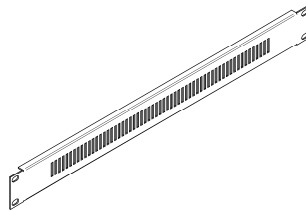


Front panel 1u-482 Ventilation

Ref.: 27000123

Dimensions: 482x44mm

1-unit 1-rack front panel. For passive ventilation.

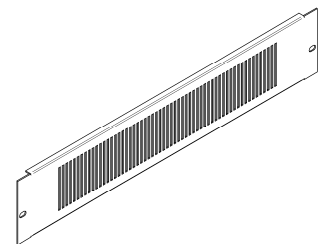


Front panel 2u-482 Ventilation

Ref.: 27000124

Dimensions: 482x88mm

2-unit 1-rack front panel. For passive ventilation.

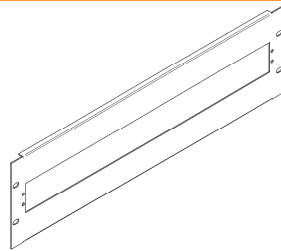


Protection front panel 24MOD

Ref.: 27000145

Dimensions: 482x132mm

3-unit 1-rack front panel. For passive placing RCD and circuit breakers, with capacity of up to 24 modules (18mm).

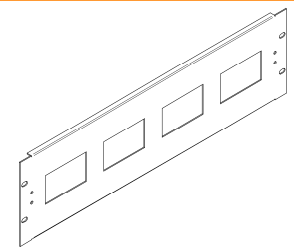


Protection front panel 4x4MOD

Ref.: 27000146

Dimensions: 482x132mm

3-unit 1-rack front panel. For passive placing RCD and circuit breakers, with capacity of up to 4 RCD of 4 modules (18mm).

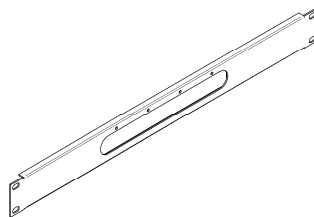


Cable front panel 482-1u

Ref.: 27000147

Dimensions: 482x44mm

1-unit 1-rack front panel. For holding cables between exterior and interior of a rack device.

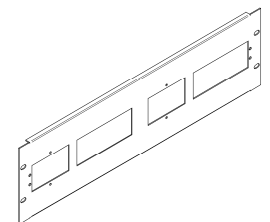


Pias front panel 2x(4MOD+6MOD)

Ref.: 27000152

Dimensions: 482x132mm

3-unit 1-rack front panel.. For placing RCD, with capacity for two 4-module RCD (18mm) and two 6-module RCD (18mm).

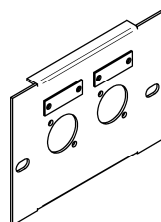


Patch front panel 2u-120 2 type D

Ref.: 27000168

Dimensions: 240x88mm

2-unit 1/4-rack front panel.. For fitting 2 connectors compatible with MEC-D24 mechanized.

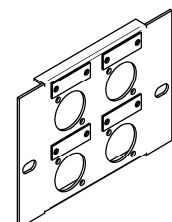


Patch front panel 2u-120 4 typeD

Ref.: 27080013

Dimensions: 120x88mm

2-unit 1/4-rack front panel.. For fitting 4 connectors compatible with MEC-D24 mechanized.



UNIVERSALS

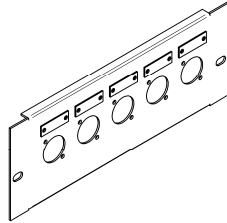
UNIVERSAL FRONT PANELS—patch

Patch front panel 2u-240 5 type D horizontal

Ref.: 27000165

Dimensions: 240x88mm

2-unit 1/2-rack front panel. For fitting horizontally 5 connectors compatible with MEC-D24 mechanized.

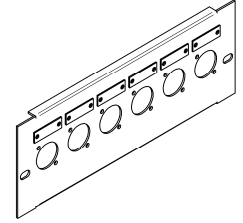


Patch front panel 2u-240 6 type D

Ref.: 27080001

Dimensions: 240x88mm

2-unit 1/2-rack front panel. For fitting 6 connectors compatible with MEC-D24 mechanized.

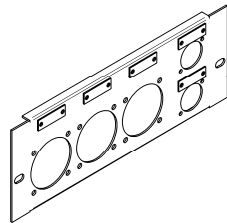


Patch front panel 2u-240 2 tipo D + 3 type C

Ref.: 27020061

Dimensions: 240x88mm

2-unit 1/2-rack front panel. For fitting 2 connectors compatible with MEC-D24 mechanized and 3 with MEC-C16.

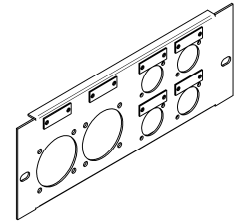


Patch front panel 2u-240 4 tipo D + 2 type C

Ref.: 27013047

Dimensions: 240x88mm

2-unit 1/2-rack front panel. For fitting 4 connectors compatible with MEC-D24 mechanized and 2 with MEC-C16.

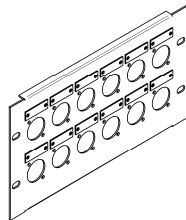


Patch front panel 3u-240 12 type D

Ref.: 27080002

Dimensions: 240x132mm

3-unit 1/2-rack front panel. For fitting 12 connectors compatible with MEC-D24 mechanized.

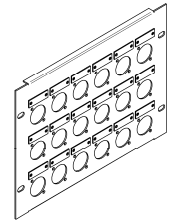


Patch front panel 4u-240 18 type D

Ref.: 27080003

Dimensions: 240x176mm

4-unit 1/2-rack front panel. For fitting 18 connectors compatible with MEC-D24 mechanized.

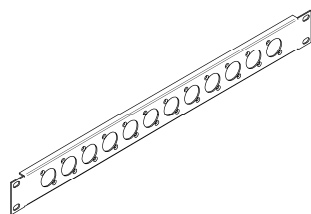


Patch front panel 1u-482 12 type D

Ref.: 27000136

Dimensions: 482x44mm

1-unit 1-rack front panel. For fitting 12 connectors compatible with MEC-D24 mechanized.

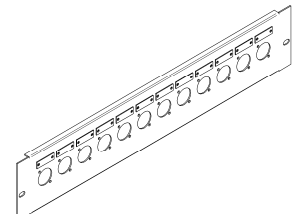


Patch front panel 2u-482 12 type D

Ref.: 27000156

Dimensions: 482x88mm

2-unit 1-rack front panel. For fitting 12 connectors compatible with MEC-D24 mechanized.

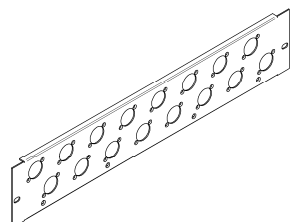


Patch front panel 2u-482 2x8 type D

Ref.: 27000137

Dimensions: 482x44mm

2-unit 1-rack front panel. For fitting 2x8 connectors compatible with MEC-D24 mechanized.

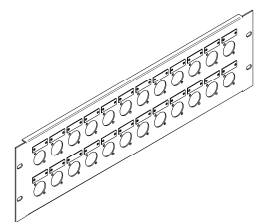


Patch front panel 3u-482 24 type D

Ref.: 27080011

Dimensions: 482x132mm

3-unit 1-rack front panel. For fitting 24 connectors compatible with MEC-D24 mechanized.



UNIVERSALS

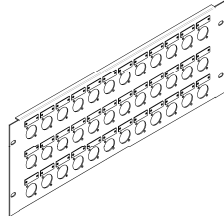
UNIVERSAL FRONT PANELS—patch

Patch front panel 4u-482 36 type D

Ref.: 27080012

Dimensions: 482x176mm

3-unit rack front panel. For fitting 36 connectors compatible with MEC-D24 mechanized.



Patch front panel 2u-240 5 type D vertical

Ref.: 27000166

Dimensions: 240x88mm

2-unit 1/2-rack front panel. For fitting vertically 5 connectors compatible with MEC-D24 mechanized.

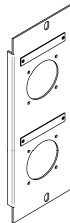


Patch front panel 2u-240 2 type C vertical

Ref.: 27000180

Dimensions: 240x88mm

2-unit 1/2-rack front panel. For fitting vertically 2 connectors compatible with MEC-C16 mechanized.

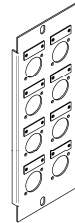


Patch front panel 2u-240 10 type D vertical

Ref.: 27000176

Dimensions: 240x88mm

2-unit 1/2-rack front panel. For fitting vertically 10 connectors compatible with MEC-D24 mechanized.



Patch front panel 2u-482 20 type D vertical

Ref.: 27000187

Dimensions: 482x88mm

2-unit 1-rack front panel. For fitting vertically 20 connectors compatible with MEC-D24 mechanized.

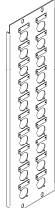


Patch front panel 3u-482 20 type D vertical

Ref.: 27080010

Dimensions: 482x132mm

3-unit 1-rack front panel. For fitting vertically 20 connectors compatible with MEC-D24 mechanized.



UNIVERSALS

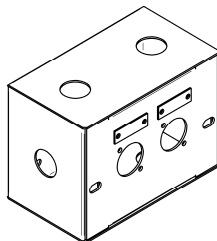
MECHANIZED BOXES WITHOUT CONNECTORS

Box 2u-120-F1 2 type D

Ref.: 39010000

Dimensions: 120x88x70mm

2-unit 1/4-rack 1-depth box.
For fitting 2 connectors compatible with MEC-D24 mechanized.

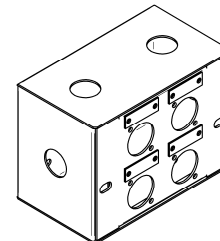


Box 2u-120-F1 4 type D

Ref.: 39010045

Dimensions: 120x88x70mm

2-unit 1/4-rack 1-depth box.
For fitting 4 connectors compatible with MEC-D24 mechanized.

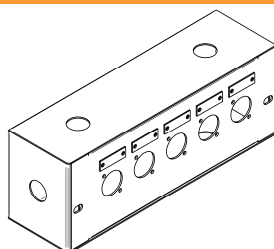


Box 2u-240-F1 5 type D

Ref.: 39010006

Dimensions: 240x88x70mm

2-unit 1/2-rack 1-depth box.
For fitting 5 connectors compatible with MEC-D24 mechanized.

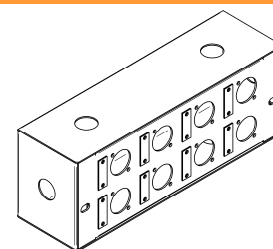


Box 2u-240-F1 8 type D

Ref.: 39010002

Dimensions: 240x88x70mm

2-unit 1/2-rack 1-depth box.
For fitting 8 connectors compatible with MEC-D24 mechanized.

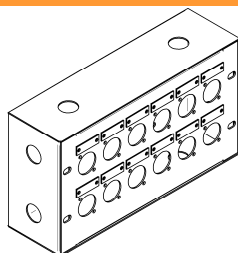


Box 3u-240-F1 12 type D

Ref.: 39010004

Dimensions: 240x88x70mm

3-unit 1/2-rack 1-depth box.
For fitting 12 connectors compatible with MEC-D24 mechanized.



UNIVERSALS

CONNECTORS

XLR

Options: 3, 5 or 7 pins. Male or female.



Powercon

Options: Output or input.



RJ 45




RCA and BNC



Schuko



Cetac CEE



Socapex

Options: Male or female



Harting

Options: Male or female
16 or 24 pins



Other connectors

This list contains the most common connectors for stage installations purposes. If you need to install in your box any connector which does not appear in this section, please ask to our I+D Department experts

FINISHED

Universal Box System products are customizable. However, as a result of our experience, we offer some boxes, which are grouped in this category *Finished*, installed in most of the infrastructures carried out by our company.

This family is divided into signal (pages 12-13), signal and power (pages 13-15) and other uses (pages 15-17).

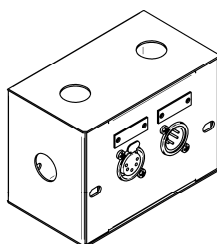
SIGNAL

Box 2u-120-F1 SIGNAL 2 XLR5 m/f

Ref.: 39010001

Dimensions: 120x88x70mm

2-unit 1/4-rack box. With 2 5-pin XLR connectors (female and male)

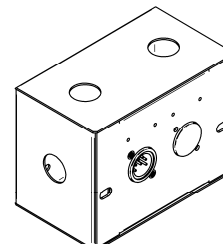


Box 2u-120-F1 SIGNAL 1 XLR7 m

Ref.: 39010003

Dimensions: 120x88x70mm

2-unit 1/4-rack box. With one 7-pin XLR connector (male)

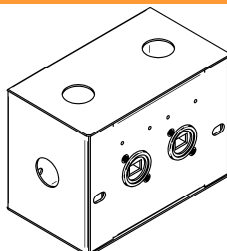


Box 2u-120-F1 SIGNAL 2 RJ45

Ref.: 39010007

Dimensions: 120x88x70mm

2-unit 1/4-rack box. With 2 RJ45 connectors.

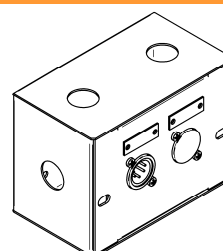


Box 2u-120-F1 SIGNAL 1 XLR7 m

Ref.: 39010008

Dimensions: 120x88x70mm

2-unit 1/4-rack box. With one 7-pin XLR (male) and labels.

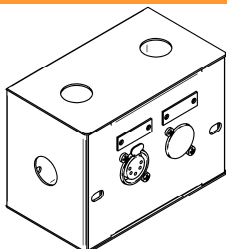


Box 2u-120-F1 SIGNAL 1 XLR5 f

Ref.: 39010009

Dimensions: 120x88x70mm

2-unit 1/4-rack box. With one 5-pin XLR connector (female).

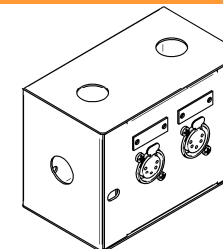


Box 2u-120-F1 SIGNAL 2 XLR5 f

Ref.: 39010039

Dimensions: 120x88x70mm

2-unit 1/4-rack box. With two 5-pin XLR connectors (female).

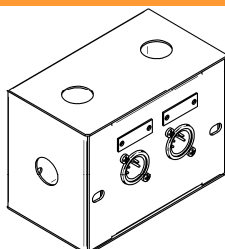


Box 2u-120-F1 SIGNAL 2 XLR5 m

Ref.: 39010040

Dimensions: 120x88x70mm

2-unit 1/4-rack box. With two 5-pin XLR connectors (male).

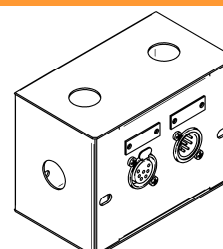


Box 2u-120-F1 SIGNAL 2 XLR7 m/f

Ref.: 39010041

Dimensions: 120x88x70mm

2-unit 1/4-rack box. With two 7-pin XLR connectors (male and female).



FINISHED

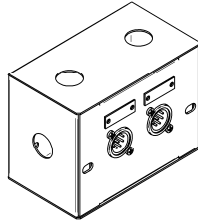
SIGNAL

Box 2u-120-F1 SIGNAL 2 XLR7 m

Ref.: 39010042

Dimensions: 120x88x70mm

2-unit 1/4-rack box. With 2 7-pin XLR connectors (male)

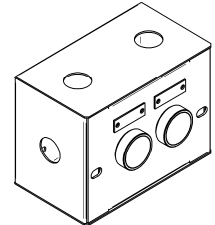


Box 2u-120-F1 Up/Down buttons

Ref.: 39010064

Dimensions: 120x88x70mm

2-unit 1/4-rack box. With 2 up and down buttons.

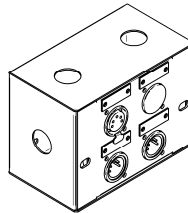


Box 2u-120-F1 SIGNAL 1 XLR5 f + 2 XLR5 m

Ref.: 39010092

Dimensions: 120x88x70mm

2-unit 1/4-rack box. With 3 XLR-5 connectors (1 female + 2 male).

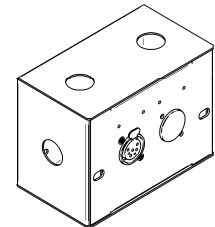


Box 2u-120-F1 SIGNAL 1 XLR7 f

Ref.: 39010109

Dimensions: 120x88x70mm

2-unit 1/4-rack box. With one 7-pin XLR connector (female).



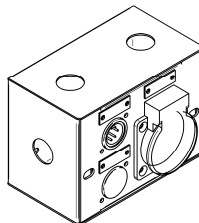
SIGNAL and POWER

Box 2u-120-F1 1 XLR5 m + 1SK

Ref.: 39020048

Dimensions: 120x88x70mm

2-unit 1/4-rack box. With one 5-pin XLR connector (male) and 1 Schuko.

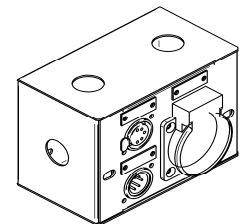


Box 2u-120-F1 2 XLR5 m/f + 1 SK

Ref.: 39020003

Dimensions: 120x88x70mm

2-unit 1/4-rack box. With two 5-pin XLR connectors (male and female) and 1 Schuko socket.

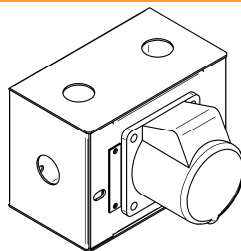


Box 2u-120-F1 1 CEE16 f 3

Ref.: 39020019

Dimensions: 120x88x70mm

2-unit 1/4-rack box. Mechanized with one 32-Amp three-phase Cetac (female).

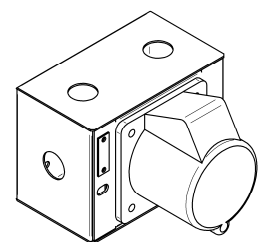


Box 2u-120-F1 1 CEE32 f 2

Ref.: 39020017

Dimensions: 120x88x70mm

2-unit 1/4-rack box. Mechanized with one 32-Amp single-phase Cetac (female).



FINISHED

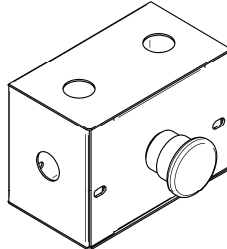
SIGNAL and POWER

Box 2u-120-F1 Emergency stop

Ref.: 39020006

Dimensions: 120x88x70mm

2-unit 1/4-rack box. With emergency stop button

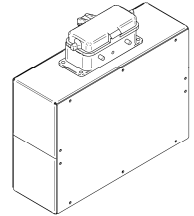


Box CJ6

Ref.: 39020013

Dimensions: 120x88x70mm

2-unit 1/4-rack box. With two 5-pin XLR (male and female) and 1 Schuko sockets.

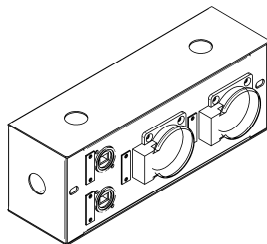


Box 2u-240-F1 2 RJ45 + 2 SK

Ref.: 39020008

Dimensions: 240x88x70mm

2-unit 1/2-rack box. With 2 RJ45 and 2 Schuko connectors.

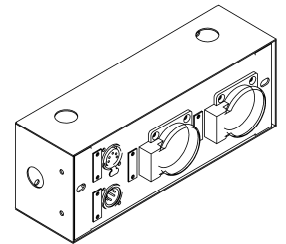


Box 2u-240-F1 2 XLR5 m/f + 2 SK

Ref.: 39020004

Dimensions: 240x88x70mm

2-unit 1/2-rack box. Mechanized with two 5-pin XLR (male and female) and two Schuko sockets.

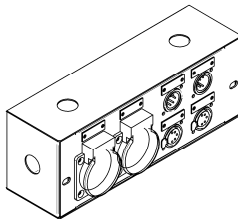


Box 2u-240-F1 2 SK + 4 XLR5 m/f + RJ45

Ref.: 39020062

Dimensions: 240x88x70mm

2-unit 1/2-rack box. With 2 Schuko and 4 5-pin XLR connectors (2 male and 2 female).

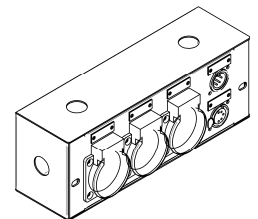


Box 2u-240-F1 3 SK + 2 XLR5 m/f

Ref.: 39020061

Dimensions: 240x88x70mm

2-unit 1/2-rack box. Mechanized with 3 Schuko and 2 5-pin XLR connectors (male and female).

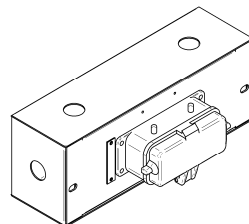


Box 2u-240-F1 Power 1 H16

Ref.: 39020057

Dimensions: 240x88x70mm

2-unit 1/2-rack box. With one 16-pin harting connector.

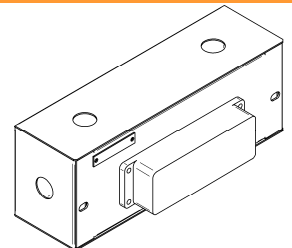


Box 2u-240-F1 Power 1H 24p f

Ref.: 39020042

Dimensions: 240x88x70mm

2-unit 1/2-rack box. With one 24-pin harting connector (female).

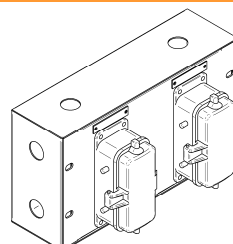


Box 3u-240-F1 2 H16 f

Ref.: 39020033

Dimensions: 240x132x70mm

2-unit 1/2-rack box. With 2 16-pin harting connectors (female).

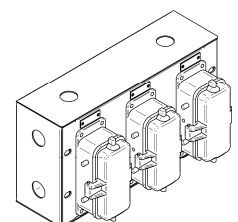


Box 3u-240-F1 3 H16 f

Ref.: 39020072

Dimensions: 240x132x70mm

2-unit 1/2-rack box. Mechanized with 3 16-pin harting connectors (female).



FINISHED

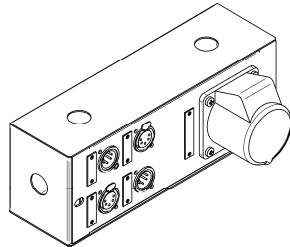
SIGNAL and POWER

Box 2u-240-F1 4 XLR5 m/f + 1 CEE16 f 3

Ref.: 39020001

Dimensions: 240x88x70mm

2-unit 1/2-rack box. With 4 5-pin XLR connectors (2 males + 2 females) and one three-phase 16-Amp Cetac (female).

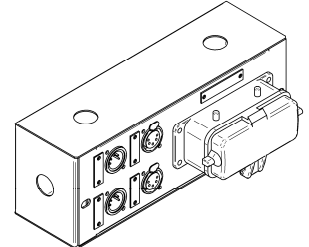


Box 2u-240-F1 4 XLR5 m/f + 1 H16 f

Ref.: 39020002

Dimensions: 240x88x70mm

2-unit 1/2-rack box. With 4 5-pin XLR connectors (2 males + 2 females) and one 16-pin Harting connector.

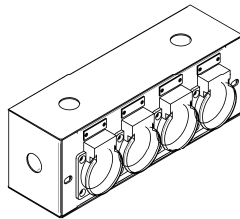


Box 2u-240-F1 Power 4 SK

Ref.: 39020055

Dimensions: 240x88x70mm

2-unit 1/2-rack box. With 4 Schuko sockets.

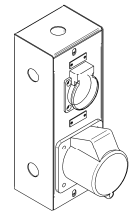


Box 2u-240-F1 1 SK + 1 CEE 32 f 3

Ref.: 39020010

Dimensions: 240x88x70mm

2-unit 1/2-rack box. With 1 Schuko and one 32-Amp three-phase Cetac connectors (female).

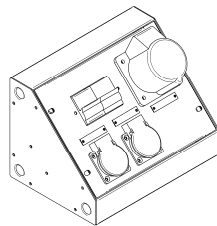


Box 4u-240-CHF 1 CEE + 2 SK + 2 PIA

Ref.: 39020024

Dimensions: 240x176mm

4-unit 1/2-rack half-box. With 1 CEE, 2 Schuko and 2 PIA connectors.

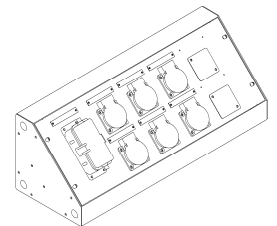


Box 4u-482-CHF 1 H16 f + 6 SK

Ref.: 39020022

Dimensions: 482x176mm

4-unit 1-rack half-box. With one 16-pin Harting (female) and 6 Schuko connectors.

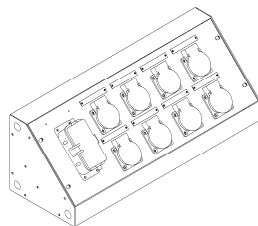


Box 4u-482 1 H16 f + 6 SK + 2 SK

Ref.: 39020012

Dimensions: 482x176mm

4-unit 1-rack half-box. with one 16-Amp Harting connector (female) and 6 Schuko sockets, plus two direct Schuko sockets.

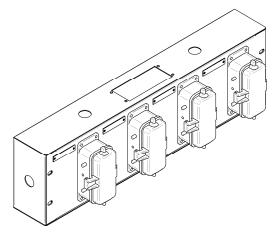


Box 4u-482-F2 4 H16 f

Ref.: 39020018

Dimensions: 482x176x160mm

4-unit 1-rack box. With 4 16-Amp Harting connectors (female).

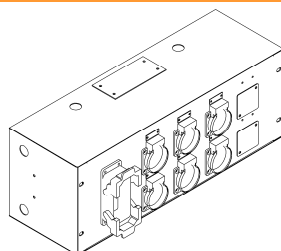


Box 4u-482-F2 1 H16 f + 6 SK

Ref.: 39020009

Dimensions: 482x176x160mm

4-unit 1-rack box. With one 16-Amp Harting (female) and 6 Schuko connectors.

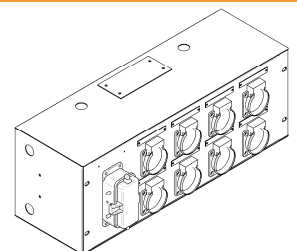


Box 4u-482-F2 1 H16 f + 6SK + 2SK

Ref.: 39020011

Dimensions: 482x176x160mm

4-unit 1-rack box. With one 16-Amp Harting (female) and 6 Schuko connectors, plus two direct Schuko.



FINISHED

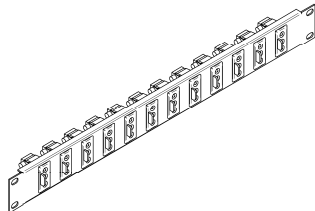
OTHER USES

Front panel Patch 12 W m vertical

Ref.: 27000173

Dimensions: 482x44mm

1-unit 1-rack front panel.
With 12 male Wieland terminals distributed vertically.

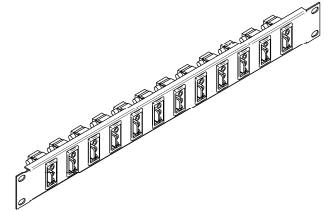


Front panel Patch 12 W f vertical

Ref.: 27000164

Dimensions: 482x44mm

1-unit 1-rack front panel.
With 12 female Wieland terminals distributed vertically.

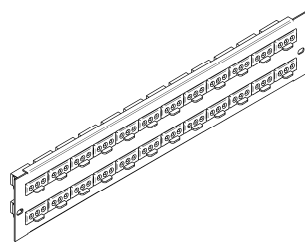


Front panel Patch 2x12 W m

Ref.: 27000140

Dimensions: 482x88mm

2-unit 1-rack front panel.
With 24 male Wieland terminals of 16 Amp. each one.

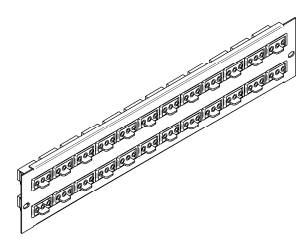


Front panel Patch 2x12 W f

Ref.: 27000139

Dimensions: 482x88mm

2-unit 1-rack front panel.
With 12 circuits of 2 terminals Wieland doubled, 16 Amp. per terminal.

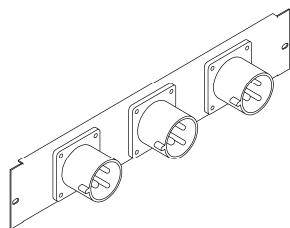


Front panel Patch 3 Cetac 32A 2p+g m

Ref.: 27000047

Dimensions: 482x88mm

2-unit 1-rack front panel.
With 3 single-phase Cetac connectors of 32 Amperes per socket (male).

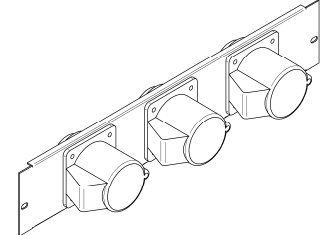


Front panel Patch 3 Cetac 32A 2p+g f

Ref.: 27000014

Dimensions: 482x88mm

2-unit 1-rack front panel.
With 3 single-phase Cetac connectors of 32 Amperes per socket (female).

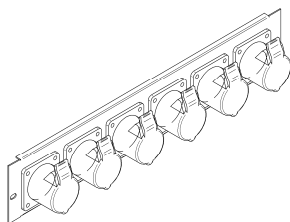


Front panel Patch 6 Cetac 16A 2p+g

Ref.: 27000153

Dimensions: 482x88mm

2-unit 1-rack front panel.
With 6 Cetac connectors each one of which is a 16-Amp single-phase socket.

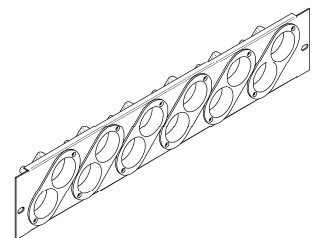


Front panel Patch 6x2 SK

Ref.: 27000042

Dimensions: 482x88mm

2-unit 1-rack front panel.
With 6 double Schuko sockets of 16 Amperes each one.

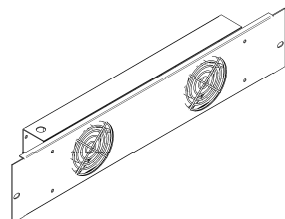


Front panel 2 ventilators 80x80

Ref.: 27000149

Dimensions: 482x88mm

2-unit 1-rack front panel.
With 2 ventilators of 80x80mm.

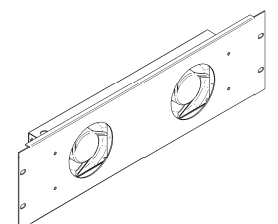


Front panel 2 ventilators 80x80

Ref.: 27000148

Dimensions: 482x132mm

3-unit 1-rack front panel.
With 2 ventilators of 80x80mm.



FINISHED

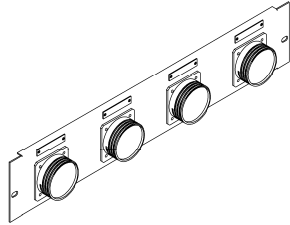
OTHER USES

Front panel Patch 4 Socapex 419 f

Ref.: 27000032

Dimensions: 482x88mm

2-unit 1-rack front panel with 4 female Socapex connectors.

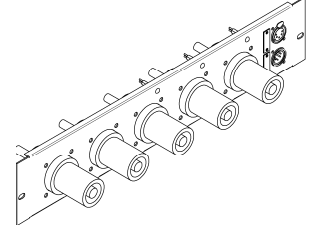


Front panel 5 Powerlock400 + 2 XLR5 m/f

Ref.: 27000154

Dimensions: 482x88mm

2-unit 1-rack front panel . Mechanized with 5 Powerlock400 and 2 5-pin XLR connectors (male and female)

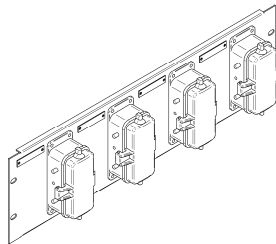


Front panel Patch 4 H16 f

Ref.: 27000155

Dimensions: 482x132mm

3-unit 1-rack front panel with 4 16-pin Harting connectors (female).



Customizing Formulary

If you have cosen *Customized* (page 1), please, fill in this formulary and send us via mail, fax or e-mail to the following address:

C/ Potosí 40, 08030 Barcelona (Spain)

Fax: +34 93 274 47 47

strong@strong.es

Please, follow the instructions in italics

**S
T
E
P**

1

Universal box

Indicate dimensions: height, width and depth (using the values seen in "Dimensions", page 2). Then, fill in "Connectors" information (Step 2).

**S
T
E
P**

2

Connectors

Indicate type, number and orientation (using the values seen in "Connectors", page 11). Finally, fill in "Labels" and "Units" information (Step 3).

**S
T
E
P**

3

Labels

Indicate label type (using the names seen in "Labels", page 2). Leave it in blank if you do not want any label.

Units

Indicate the number of boxes that you want to be built. Finally, go to Step 4.

**S
T
E
P**

4

Observations

Indicate anything related to the box that can be useful to understand, design and complete your box.

For more information, ask to our experts phoning to: +34 93 360 02 30



C/ Potosí 40 · 08030 · Barcelona · Spain
Tel.: +34 93 360 02 30 Fax: +34 93 274 47 47
strong@strong.es